
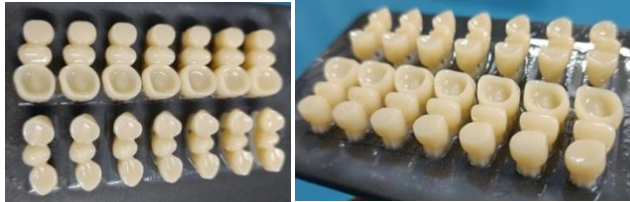


| | | | |
|--|----------------------------|--------------|-------------|
|  | Post Processing Guidelines | Ref. No. | PR\3DR\CB |
| | | Origin Date: | 27 Dec 2021 |
| | C & B Resin | Rev. No. | 01 |
| | | Rev. Date | 28 Dec 2021 |

1. Printed part on build platform:



2. Cleaning in IPA/Ethanol Solution :

2.1) Dirt Wash

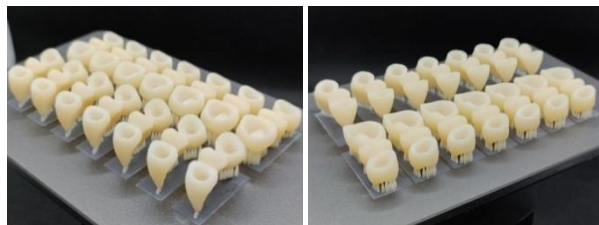


2.2) Clean Wash




| | | |
|---------------|-----------|------------|
| Washing Type | Dirt Wash | Clean Wash |
| Time Required | 2 min | 2 min |

3. Post clean-up :




4. Air Drying :



| | | | |
|--|----------------------------|--------------|-------------|
|  | Post Processing Guidelines | Ref. No. | PR\3DR\CB |
| | | Origin Date: | 27 Dec 2021 |
| | C & B Resin | Rev. No. | 01 |
| | | Rev. Date | 28 Dec 2021 |

5. Removal of print from the build platform :



6. Post-Curing Time Details:


6.1) Dip in Glycerol + Water 1:1 Solution :



- Flash Type Cure : 10 min (Ex: Ackuretta – Curie)
- Continuous UV Lamp Type : 30 min (Ex: Phrozen Cure)

7. Fitment checking before finishing process :

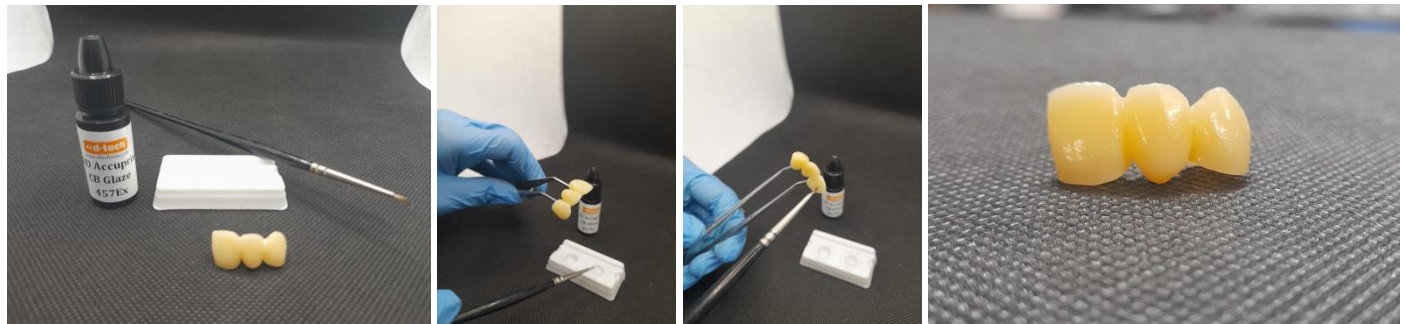


| | | |
|--|---|---------------------------------|
|  | Post Processing Guidelines C & B Resin | Ref. No. PR\3DR\CB |
| | | Origin Date: 27 Dec 2021 |
| | | Rev. No. 01 |
| | | Rev. Date 28 Dec 2021 |

8. Finishing & Polishing Procedure :



9. Applying Glaze :



10. Post Cure after Glazing :

10.1) Dip in Glycerol + Water 1:1 Solution :



- Flash Type Cure : 2 min (Ex: Ackuretta – Curie)
- Continuous UV Lamp Type : 2 min (Ex: Phrozen Cure)

11. Final Fitment Checking :

